



## PART TWO

*Prerequisites:*

*1) Clearing Course Part I*



*I will not always be here on guard.  
The stars twinkle in the Milky Way  
And the wind sighs for songs  
Across the empty fields of a planet  
A Galaxy away.  
You won't always be here.  
But before you go,  
Whisper this to your sons  
And their sons —  
“The work was free.  
Keep it so.”*

**L. RON HUBBARD**

Publication CAL



## CLEARING COURSE PART TWO CHECKSHEET

CONFIDENTIAL

Date \_\_\_\_\_

Start Date \_\_\_\_\_

Local : \_\_\_\_\_

### PART TWO

#### PRACTICAL SECTION

You will now have an interview with the Practical Supervisor

You are ready to receive the materials of Part Two and start your Solo Auditing.

You will be under the supervision of the Solo C/S and the Practical Supervisor while you are working on this Advanced Level.

GOOD LUCK!

- (1) Study the model C/S for the CC. \_\_\_\_\_
- (2) Ask for the Platens of the CC. \_\_\_\_\_
- (3) Ask for the Supervisor to show you how to cover the lower items in the platens with a white paper so that you are only seeing the item you are running. \_\_\_\_\_
- (3) Go to session. \_\_\_\_\_

This student has completed the above and attested CLEAR.

SOLO C/S \_\_\_\_\_

DATE \_\_\_\_\_

END OF CHECKSHEET



## PLATENS

### IMPLANT C.C.

The implant of the Clearing Course has the date of 1 to 1,5 quadrillion years<sup>1</sup> and can be dated.

It is not part of R6.

---

<sup>1</sup> American Quadrillion = 1.000.000.000.000.000 or  $1 \times 10^{15}$  years.



## THE 7'S BE

LIGHT (FRONT LEFT)

SPOT  $\theta_n$

PAIR ONE (1)

1. TO BE NOBODY

SPOT  $\theta_n$

2. TO BE EVERYBODY

SPOT  $\theta_n$

1/2 TO BE NOBODY/ TO BE EVERYBODY

SPOT  $\theta_n$

PAIR TWO (2)

1. TO BE ME

SPOT  $\theta_n$

2. TO BE YOU

SPOT  $\theta_n$

1/2 TO BE ME/ TO BE YOU

SPOT  $\theta_n$

PAIR THREE (3)

1. TO BE MYSELF

SPOT  $\theta_n$

2. TO BE OTHERS

SPOT  $\theta_n$

1/2 TO BE MYSELF/ TO BE OTHERS

SPOT  $\theta_n$

PAIR FOUR (4)

1. TO BE AN ANIMAL

SPOT  $\theta_n$

2. TO BE ANIMALS

1/2. TO BE AN ANIMAL/ TO BE ANIMALS

SPOT  $\theta_n$

LIGHT

SPOT  $\theta_n$



## THE 7'S BE

### PAIR FIVE (5)

TO BE A BODY

SPOT  $\theta_n$

TO BE BODIES

SPOT  $\theta_n$

### PAIR SIX (6)

TO BE MATTER

SPOT  $\theta_n$

TO BE SPACE

SPOT  $\theta_n$

### PAIR SEVEN (7)

TO BE A SPIRIT

SPOT  $\theta_n$

TO BE SPIRITS

SPOT  $\theta_n$

### PAIR EIGHT (8)

TO BE A GOD

SPOT  $\theta_n$

TO BE GODS

SPOT  $\theta_n$

LIGHT

SPOT  $\theta_n$



## THE 7's DO

### PAIR ONE (1)

TO DO NOTHING

SPOT  $\theta_n$

TO DO EVERYTHING

SPOT  $\theta_n$

### PAIR TWO (2)

TO DO MUCH

SPOT  $\theta_n$

TO DO LITTLE

SPOT  $\theta_n$

### PAIR THREE (3)

TO DO IT ALL

SPOT  $\theta_n$

TO DO NOT ANY

SPOT  $\theta_n$

### PAIR FOUR (4)

TO DO AMBITIOUSLY

SPOT  $\theta_n$

TO DO SLIGHTLY

SPOT  $\theta_n$

LIGHT

SPOT  $\theta_n$



## THE 7's DO

### PAIR FIVE (5)

TO DO MORE

SPOT  $\theta_n$

TO DO LESS

SPOT  $\theta_n$

### PAIR SIX (6)

TO DO SPLENDIDLY

SPOT  $\theta_n$

TO DO AWFULLY

SPOT  $\theta_n$

### PAIR SEVEN (7)

TO DO WISELY

SPOT  $\theta_n$

TO DO FOOLISHLY

SPOT  $\theta_n$

### PAIR EIGHT (8)

TO DO RIGHT

SPOT  $\theta_n$

TO DO WRONG

SPOT  $\theta_n$

LIGHT

SPOT  $\theta_n$



## THE 7's HAVE

### PAIR ONE (1)

TO HAVE NOTHING

SPOT  $\theta_n$

TO HAVE EVERYTHING

SPOT  $\theta_n$

### PAIR TWO (2)

TO HAVE MUCH

SPOT  $\theta_n$

TO HAVE LITTLE

SPOT  $\theta_n$

### PAIR THREE (3)

TO HAVE ALL

SPOT  $\theta_n$

TO HAVE NONE

SPOT  $\theta_n$

### PAIR FOUR (4)

TO HAVE HUGELY

SPOT  $\theta_n$

TO HAVE POORLY

SPOT  $\theta_n$

LIGHT

SPOT  $\theta_n$



## THE 7's HAVE

### PAIR FIVE (5)

TO HAVE GREEDILY

SPOT  $\theta_n$

TO HAVE PICKING LY

SPOT  $\theta_n$

### PAIR SIX (6)

TO HAVE MIGHTILY

SPOT  $\theta_n$

TO HAVE SPARSELY

SPOT  $\theta_n$

### PAIR SEVEN (7)

TO HAVE MAGNIFICENTLY

SPOT  $\theta_n$

TO HAVE TAWDRILY

SPOT  $\theta_n$

### PAIR EIGHT (8)

TO HAVE TOTALITY

SPOT  $\theta_n$

TO HAVE NEGATIVENESS

SPOT  $\theta_n$

LIGHT

SPOT  $\theta_n$



## THE 7's THE STAYS

### PAIR ONE (1)

TO STAY EVERYWHERE

SPOT  $\theta_n$

TO STAY NOWHERE

SPOT  $\theta_n$

### PAIR TWO (2)

TO STAY HERE

SPOT  $\theta_n$

TO STAY THERE

SPOT  $\theta_n$

### PAIR THREE (3)

TO STAY NEAR

SPOT  $\theta_n$

TO STAY FAR

SPOT  $\theta_n$

### PAIR FOUR (4)

TO STAY UP

SPOT  $\theta_n$

TO STAY DOWN

SPOT  $\theta_n$

LIGHT

SPOT  $\theta_n$



## **THE 7's THE STAYS**

**PAIR FIVE (5)**

**TO STAY OUT**

**SPOT  $\theta_n$**

**TO STAY IN**

**SPOT  $\theta_n$**

**PAIR SIX (6)**

**TO STAY BACK**

**SPOT  $\theta_n$**

**TO STAY FORWARD**

**SPOT  $\theta_n$**

**PAIR SEVEN (7)**

**TO STAY EARLIER**

**SPOT  $\theta_n$**

**TO STAY LATER**

**SPOT  $\theta_n$**

**PAIR EIGHT (8)**

**TO STAY PRESENT**

**SPOT  $\theta_n$**

**TO STAY ABSENT**

**SPOT  $\theta_n$**

**LIGHT**

**SPOT  $\theta_n$**

**END OF 7'S (PART A)**



## **THE BASIC END WORDS**

1. THE NOW
2. THE PAST
3. THE FUTURE
4. THE TIME
5. THE SPACE
6. THE MOTION
7. THE ENERGY
8. THE MASSES
9. THE SELF
10. THE OTHERS
11. THE LIFE
12. THE EXISTENCE
13. THE CONDITIONS
14. THE EFFECTS
15. THE PICTURES
16. THE MIND
17. THE HISTORIES
18. THE REACTION
19. THE GOAL
20. THE CHAOS
21. THE UNIVERSE

**END OF THE BASIC END WORDS**



## **THE CONFUSION GPM.**

LIGHT

PAIR ONE

CREATING TO DESTROY THE NOW

DESTROYING TO CREATE THE NOW

PAIR TWO

CREATING TO DESTROY THE PAST

DESTROYING TO CREATE THE PAST

PAIR THREE

CREATING TO DESTROY THE FUTURE

DESTROYING TO CREATE THE FUTURE

PAIR FOUR

CREATING TO DESTROY THE TIME

DESTROYING TO CREATE THE TIME

PAIR FIVE

CREATING TO DESTROY THE SPACE

DESTROYING TO CREATE THE SPACE

PAIR SIX

CREATING TO DESTROY THE MOTION

DESTROYING TO CREATE THE MOTION

PAIR SEVEN

CREATING TO DESTROY THE ENERGY

DESTROYING TO CREATE THE ENERGY

PAIR EIGHT

CREATING TO DESTROY THE MASSES

DESTROYING TO CREATE THE MASSES



PAIR NINE

CREATING TO DESTROY THE SELF

DESTROYING TO CREATE THE SELF

PAIR TEN

CREATING TO DESTROY THE OTHERS

DESTROYING TO CREATE THE OTHERS

PAIR ELEVEN

CREATING TO DESTROY THE LIFE

DESTROYING TO CREATE THE LIFE

PAIR TWELVE

CREATING TO DESTROY THE EXISTENCE

DESTROYING TO CREATE THE EXISTENCE

PAIR THIRTEEN

CREATING TO DESTROY THE CONDITIONS

DESTROYING TO CREATE THE CONDITIONS

PAIR FOURTEEN

CREATING TO DESTROY THE EFFECTS

DESTROYING TO CREATE THE EFFECTS

PAIR FIFTEEN

CREATING TO DESTROY THE PICTURES

DESTROYING TO CREATE THE PICTURES

PAIR SIXTEEN

CREATING TO DESTROY THE MIND

DESTROYING TO CREATE THE MIND

PAIR SEVENTEEN

CREATING TO DESTROY THE HISTORIES

DESTROYING TO CREATE THE HISTORIES



PAIR EIGHTEEN

CREATING TO DESTROY THE REACTION  
DESTROYING TO CREATE THE REACTION

PAIR NINETEEN

CREATING TO DESTROY THE CHAOS  
DESTROYING TO CREATE THE CHAOS

PAIR TWENTY

CREATING TO DESTROY THE CHAOS  
DESTROYING TO CREATE THE CHAOS

PAIR TWENTY-ONE

CREATING TO DESTROY THE UNIVERSE  
DESTROYING TO CREATE THE UNIVERSE

**END OF CONFUSION GPM**



## **THE OBJECTS**

THE FINAL SEQUENCE OF EACH RUN COMES JUST AFTER THE  
CONFUSION GPM. EACH TIME YOU FINISH THIS SEQUENCE, START ON THE  
7'S AGAIN.

BE VERY CAREFUL TO SPOT THE OBJECTS OR YOU WON'T GET THEM TO  
READ.

ANY SICKNESS OR SOMATIC COMES FROM LEAVING AN ITEM CHARGED  
OR GETTING INTO A LATER RUN.




POSITION OF THE OBJECTS

These positions are used for all “The Objects” with many different forms, that seem to get closer or go away.

Positions looking from above:

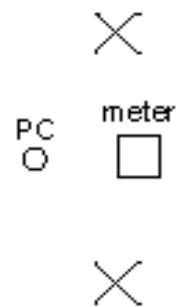
1 OBJECT

The Object (X) is 3 to 4 feet in front of the face of PC.



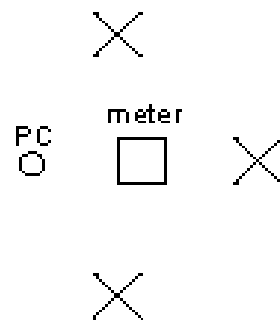
2 OBJECTS

X is 2 to 4 feet to the right of the PC, X is 3 to 4 feet to the left of PC



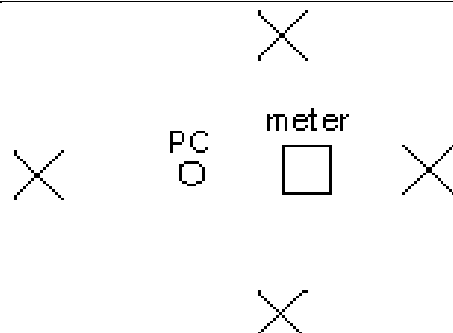
3 OBJECTS

X is 3 or 4 feet in front of the face of PC, X is 3 to 4 feet to the right of the PC, X is 3 to 4 feet to the left of PC.



4 OBJECTS

X is 3 to 4 feet in front of the face of PC, X is 3 to 4 feet to the right of the PC, X is 3 to 4 feet to the left of PC. X is 3 to 4 feet behind the head of PC.





## THE OBJECTS

### PAGE 3

#### LIGHT

1. 1 hollow triangle going away
2. 2 hollow triangles going away
3. 3 hollow triangles going away
4. 4 hollow triangles going away



5. 1 hollow triangle coming in
6. 2 hollow triangles coming in
7. 3 hollow triangles coming in
8. 4 hollow triangles coming in



#### LIGHT

9. 1 hollow circle going away
10. 2 hollow circles going away
11. 3 hollow circles going away
12. 4 hollow circles going away



13. 1 hollow circle coming in
14. 2 hollow circles coming in
15. 3 hollow circles coming in
16. 4 hollow circles coming in



#### LIGHT




## THE OBJECTS

### PAGE 4

#### LIGHT

- 17. 1 hollow square going away
- 18. 2 hollow squares going away
- 19. 3 hollow squares going away
- 20. 4 hollow squares going away



- 21. 1 hollow square coming in
- 22. 2 hollow squares coming in
- 23. 3 hollow squares coming in
- 24. 4 hollow squares coming in



#### LIGHT

- 25. 1 hollow oval going away
- 26. 2 hollow ovals going away
- 27. 3 hollow ovals going away
- 28. 4 hollow ovals going away



- 29. 1 hollow oval coming in
- 30. 2 hollow ovals coming in
- 31. 3 hollow ovals coming in
- 32. 4 hollow ovals coming in



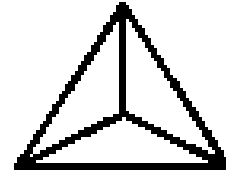
#### LIGHT



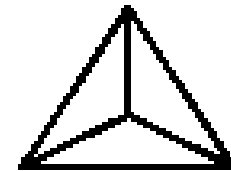
## THE OBJECTS

### PAGE 5

- 33. 1 hollow tetrahedron (three sides and base) going away
- 34. 2 hollow tetrahedrons going away
- 35. 3 hollow tetrahedrons going away
- 36. 4 hollow tetrahedrons going away




- 37. 1 hollow tetrahedron coming in
- 38. 2 hollow tetrahedrons coming in
- 39. 3 hollow tetrahedrons coming in
- 40. 4 hollow tetrahedrons coming in




## LIGHT

- 41. 1 hollow sphere going away
- 42. 2 hollow spheres going away
- 43. 3 hollow spheres going away
- 44. 4 hollow spheres going away



- 45. 1 hollow sphere coming in
- 46. 2 hollow spheres coming in
- 47. 3 hollow spheres coming in
- 48. 4 hollow spheres coming in



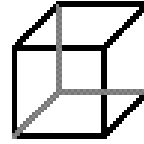
## LIGHT



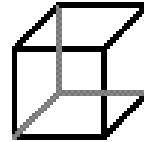
## THE OBJECTS

### PAGE 6

- 49. 1 hollow cube going away
- 50. 2 hollow cubes going away
- 51. 3 hollow cubes going away
- 52. 4 hollow cubes going away



- 53. 1 hollow cube coming in
- 54. 2 hollow cubes coming in
- 55. 3 hollow cubes coming in
- 56. 4 hollow cubes coming in



## LIGHT

- 57. 1 hollow egg going away
- 58. 2 hollow eggs going away
- 59. 3 hollow eggs going away
- 60. 4 hollow eggs going away



- 61. 1 hollow egg coming in
- 62. 2 hollow eggs coming in
- 63. 3 hollow eggs coming in
- 64. 4 hollow eggs coming in



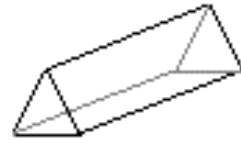
## LIGHT



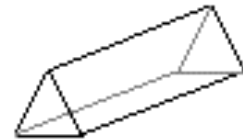
## THE OBJECTS

### PAGE 7

- 65. 1 hollow prism going away
- 66. 2 hollow prisms going away
- 67. 3 hollow prisms going away
- 68. 4 hollow prisms going away

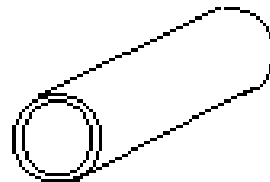


- 69. 1 hollow prism coming in
- 70. 2 hollow prisms coming in
- 71. 3 hollow prisms coming in
- 72. 4 hollow prisms coming in

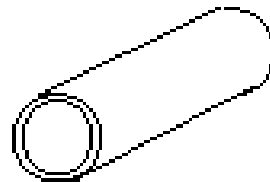


## LIGHT

- 73. 1 hollow cylinder going away
- 74. 2 hollow cylinders going away
- 75. 3 hollow cylinders going away
- 76. 4 hollow cylinders going away



- 77. 1 hollow cylinder coming in
- 78. 2 hollow cylinders coming in
- 79. 3 hollow cylinders coming in
- 80. 4 hollow cylinders coming in



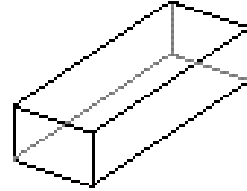
## LIGHT



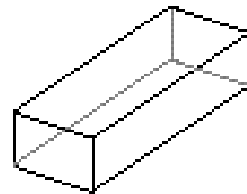
## THE OBJECTS

### PAGE 8

- 81. 1 hollow rectahedron (long box) going away
- 82. 2 hollow rectahedrons going away
- 83. 3 hollow rectahedrons going away
- 84. 4 hollow rectahedrons going away

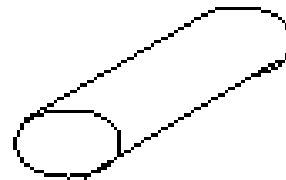


- 85. 1 hollow rectahedron coming in
- 86. 2 hollow rectahedrons coming in
- 87. 3 hollow rectahedrons coming in
- 88. 4 hollow rectahedrons coming in

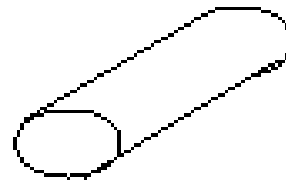


## LIGHT

- 89. 1 hollow flat cylinder going away
- 90. 2 hollow flat cylinders going away
- 91. 3 hollow flat cylinders going away
- 92. 4 hollow flat cylinders going away



- 93. 1 hollow flat cylinder coming in
- 94. 2 hollow flat cylinders coming in
- 95. 3 hollow flat cylinders coming in
- 96. 4 hollow flat cylinders coming in



## LIGHT

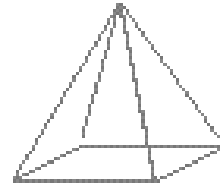


## THE OBJECTS

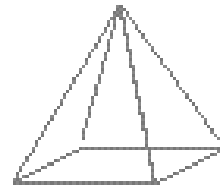
### PAGE 9

#### LIGHT

- 97. 1 hollow pyramid (four sides and base) going away
- 98. 2 hollow pyramids going away
- 99. 3 hollow pyramids going away
- 100. 4 hollow pyramids going away

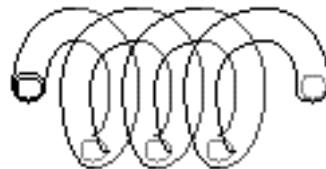


- 101. 1 hollow pyramid coming in
- 102. 2 hollow pyramids coming in
- 103. 3 hollow pyramids coming in
- 104. 4 hollow pyramids coming in

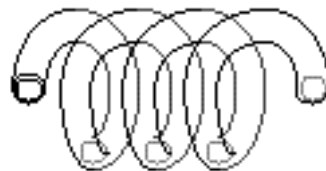


#### LIGHT

- 105. 1 hollow coil going away
- 106. 2 hollow coils going away
- 107. 3 hollow coils going away
- 108. 4 hollow coils going away



- 109. 1 hollow coil coming in
- 110. 2 hollow coils coming in
- 111. 3 hollow coils coming in
- 112. 4 hollow coils coming in



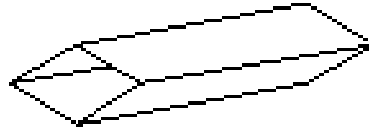
#### LIGHT



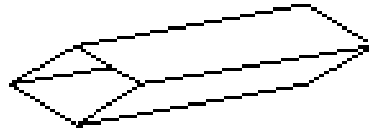
## THE OBJECTS

### PAGE 10

- 113. 1 hollow diamond box going away
- 114. 2 hollow diamond boxes going away
- 115. 3 hollow diamond boxes going away
- 116. 4 hollow diamond boxes going away

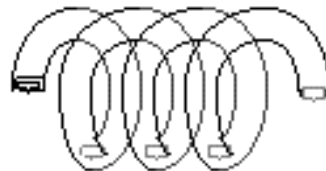


- 117. 1 hollow diamond box coming in
- 118. 2 hollow diamond boxes coming in
- 119. 3 hollow diamond boxes coming in
- 120. 4 hollow diamond boxes coming in

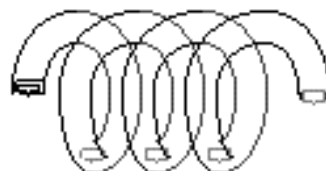


## LIGHT

- 121. 1 hollow oval coil going away
- 122. 2 hollow oval coils going away
- 123. 3 hollow oval coils going away
- 124. 4 hollow oval coils going away



- 125. 1 hollow oval coil coming in
- 126. 2 hollow oval coils coming in
- 127. 3 hollow oval coils coming in
- 128. 4 hollow oval coils coming in



## LIGHT




## THE OBJECTS


### PAGE 11

#### SOLID SERIES

- 129. 1 solid triangle going away
- 130. 2 solid triangles going away
- 131. 3 solid triangles going away
- 132. 4 solid triangles going away




- 133. 1 solid triangle coming in
- 134. 2 solid triangles coming in
- 135. 3 solid triangles coming in
- 136. 4 solid triangles coming in




#### LIGHT

- 137. 1 solid circle going away
- 138. 2 solid circles going away
- 139. 3 solid circles going away
- 140. 4 solid circles going away



- 141. 1 solid circle coming in
- 142. 2 solid circles coming in
- 143. 3 solid circles coming in
- 144. 4 solid circles coming in




#### LIGHT




## THE OBJECTS

### PAGE 12

- 145. 1 solid square going away
- 146. 2 solid squares going away
- 147. 3 solid squares going away
- 148. 4 solid squares going away




- 149. 1 solid square coming in
- 150. 2 solid squares coming in
- 151. 3 solid squares coming in
- 152. 4 solid squares coming in




## LIGHT

- 153. 1 solid oval going away
- 154. 2 solid ovals going away
- 155. 3 solid ovals going away
- 156. 4 solid ovals going away



- 157. 1 solid oval coming in
- 158. 2 solid ovals coming in
- 159. 3 solid ovals coming in
- 160. 4 solid ovals coming in



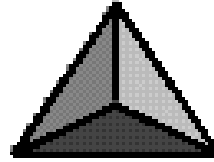
## LIGHT




## THE OBJECTS

### PAGE 13

- 161. 1 solid tetrahedron going away
- 162. 2 solid tetrahedrons going away
- 163. 3 solid tetrahedrons going away
- 164. 4 solid tetrahedrons going away




- 165. 1 solid tetrahedron coming in
- 166. 2 solid tetrahedrons coming in
- 167. 3 solid tetrahedrons coming in
- 168. 4 solid tetrahedrons coming in




## LIGHT

- 169. 1 solid sphere going away
- 170. 2 solid spheres going away
- 171. 3 solid spheres going away
- 172. 4 solid spheres going away



- 173. 1 solid sphere coming in
- 174. 2 solid spheres coming in
- 175. 3 solid spheres coming in
- 176. 4 solid spheres coming in



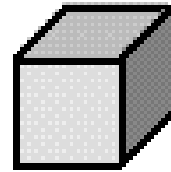
## LIGHT



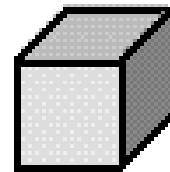
## THE OBJECTS

### PAGE 14

- 177. 1 solid cube going away
- 178. 2 solid cubes going away
- 179. 3 solid cubes going away
- 180. 4 solid cubes going away

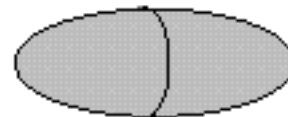


- 181. 1 solid cube coming in
- 182. 2 solid cubes coming in
- 183. 3 solid cubes coming in
- 184. 4 solid cubes coming in

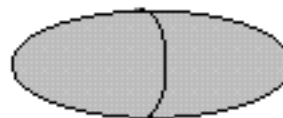


## LIGHT

- 185. 1 solid egg going away
- 186. 2 solid eggs going away
- 187. 3 solid eggs going away
- 188. 4 solid eggs going away



- 189. 1 solid egg coming in
- 190. 2 solid eggs coming in
- 191. 3 solid eggs coming in
- 192. 4 solid eggs coming in




## LIGHT




## THE OBJECTS

### PAGE 15

- 193. 1 solid prism going away
- 194. 2 solid prisms going away
- 195. 3 solid prisms going away
- 196. 4 solid prisms going away

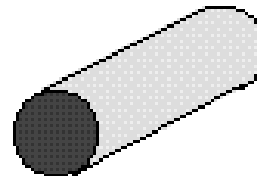


- 197. 1 solid prism coming in
- 198. 2 solid prisms coming in
- 199. 3 solid prisms coming in
- 200. 4 solid prisms coming in

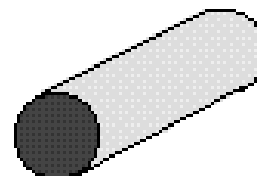


## LIGHT

- 201. 1 solid cylinder going away
- 202. 2 solid cylinders going away
- 203. 3 solid cylinders going away
- 204. 4 solid cylinders going away



- 205. 1 solid cylinder coming in
- 206. 2 solid cylinders coming in
- 207. 3 solid cylinders coming in
- 208. 4 solid cylinders coming in



## LIGHT



## THE OBJECTS

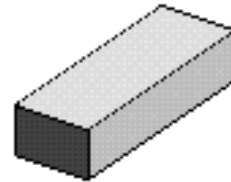
### PAGE 16

209. 1 solid rectahedron (long box) going away

210. 2 solid rectahedrons going away

211. 3 solid rectahedrons going away

212. 4 solid rectahedrons going away

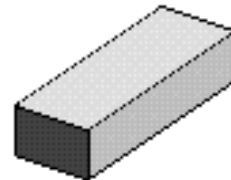


213. 1 solid rectahedron coming in

214. 2 solid rectahedrons coming in

215. 3 solid rectahedrons coming in

216. 4 solid rectahedrons coming in



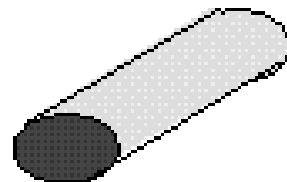
## LIGHT

217. 1 solid flat cylinder going away

218. 2 solid flat cylinders going away

219. 3 solid flat cylinders going away

220. 4 solid flat cylinders going away

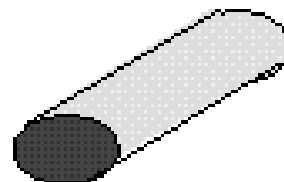


221. 1 solid flat cylinder coming in

222. 2 solid flat cylinders coming in

223. 3 solid flat cylinders coming in

224. 4 solid flat cylinders coming in



## LIGHT



## THE OBJECTS

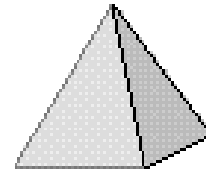
### PAGE 17

225. 1 solid pyramid (four sides and base) going away

226. 2 solid pyramids going away

227. 3 solid pyramids going away

228. 4 solid pyramids going away

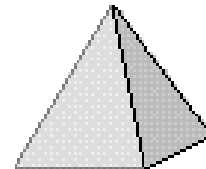


229. 1 solid pyramid coming in

230. 2 solid pyramids coming in

231. 3 solid pyramids coming in

232. 4 solid pyramids coming in



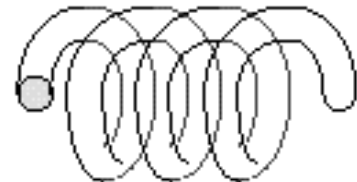
## LIGHT

233. 1 solid coil going away

234. 2 solid coils going away

235. 3 solid coils going away

236. 4 solid coils going away

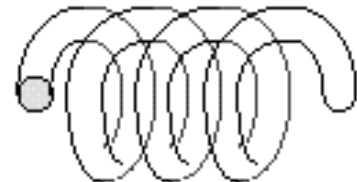


237. 1 solid coil coming in

238. 2 solid coils coming in

239. 3 solid coils coming in

240. 4 solid coils coming in



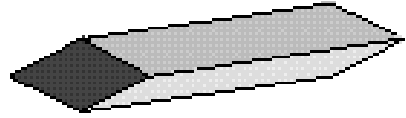
## LIGHT



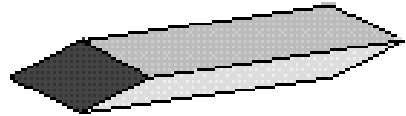
## THE OBJECTS

### PAGE 18

- 241. 1 solid diamond box going away
- 242. 2 solid diamond boxes going away
- 243. 3 solid diamond boxes going away
- 244. 4 solid diamond boxes going away

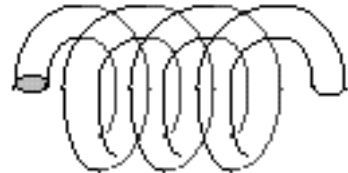


- 245. 1 solid diamond box coming in
- 246. 2 solid diamond boxes coming in
- 247. 3 solid diamond boxes coming in
- 248. 4 solid diamond boxes coming in

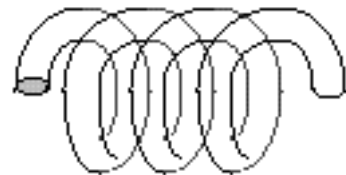


## LIGHT

- 249. 1 solid oval coil going away
- 250. 2 solid oval coils going away
- 251. 3 solid oval coils going away
- 252. 4 solid oval coils going away



- 253. 1 solid oval coil coming in
- 254. 2 solid oval coils coming in
- 255. 3 solid oval coils coming in
- 256. 4 solid oval coils coming in



**End of Objects Series**