

Javier

Solo Pilot

11 Nov 86

GMC # 86, SS C/S #19

Very Very Well Done on Completing PrPr3 on the Body S/W.

Now we know what the EP is. Persistent F/N or F/TA with ϕ θ s even saying "Process is Complete" or "need more data". And freedom from auditing-caused somatics of course.

Now to complete the Pilot - try the following:

These are called the "Blow" and "Can't Blow" Steps from OT9-16 data.

- 1) Session TR0 to now include all those Phi thetans audited on PrPr 3 no matter where they are.
- 2) Run Blow Steps: Each to Clean F/N. (A Clean F/N is an F/N without stops or slows in it for at least 2/3 to a full dial at your sensitivity (2) (or above (get by Can Squeeze) on a Mark VII) This is group auditing:
- 3) Blow steps:
 - A) "Who are you?" + Acks
 - B) "Return to your Moment of Creation or GO FREE!" Tone 40
- "Or wait at a Static Point for your Creator" (outside the U3 or game)
or "HELP ME."
(This is the 4 choice blow step for MOCOs).
 - C) Rights of a Thetan:
 - 1) Right to your own sanity (or self-determinism).
 - 2) Right to leave a game (or power of choice).(These are from Elron Elray, Games Master).
- 4) Can't Blow Steps: (Run each to clean F/N)
 - A) "Anyone stuck to you?"
"In your Valence?"

"In my Valence?"

"In another's Valence?"

B) Incidents: from PT back.

Are you "stuck" in: (or "have attention on")

- An incident between now & 75 million yrs ago?
- Inc II? Capture? 36 days?
- Coltus?
- Incident between Inc II and Inc I? - CC?
- Incident I?
- Earlier Inc I?
- Earlier Universe?
- Experimental Pre-Is?
- Dump into MEST U?
- Game of Gods?
- Earlier GUMs?

(Handle any reads to blow-F/N)

C) Do you need:

Orientation?

Purpose?

New Game?

Handle to Blow, F/N.

5) Repeat the "Blow" Steps if not F/TA by this time.

6) Run to F/TA at end of Can't Blow step or continue to run "Blow" & "Can't Blow" until FTA appears.

7) Folder to C/S.

BR

SrC/S Ron's



Body S/W Pilot

Javier

C/S

19 Nov 86

TTA

- 1) R-factor your MOCOs on LTA. (All incidents were the same but really happened 564 GUMs ago, last time around the RING)
- 2) Continue Blow Steps from "Can't Blow" (B) using LTA on all incidents. This broadens the F/Ns.
- 3) Run as per earlier C/S Can't Blow B, C, Blow A, B, C, Can't Blow ABC, etc. Add LTA on Can't Blow (B) each time.
- 4) End on F/TA.

BR

SrC/S Ron's



Javier - Body S/W Pilot

Solo

C/S

20 Nov 86

V. Well Done on the LTA handling - it blew some more charge as predicted.

Since "effort" is coming again before F/TA, the last steps will need to be done - BUT ONLY ON THE BODY MOCO'S.

USE A TR0 ONLY ON THE BODY AND ONLY ON THE BODY MOCOS WHO ARE "EFFORTING" OR WHO ARE "BEHIND A THICK GLASS WALL" AND CAN'T GO FREE. DON'T AUDIT THE FOLLOWING PROCESSES "OUTWARD" OR WITH A HUGE TR0. IT COULD CAUSE A VERY STRONG AND UNPLEASANT CASE REACTION.

=====

- 1) TR0: BODY ONLY, PT ONLY.
- 2) CLEAR FOLLOWING WORDS TO "EFFORTING" BODY MOCOS. (R-FACTOR THE OTHERS WHO ARE ALREADY FREE, THAT THIS AUDITING IS ONLY FOR THE ONES WHO HAVE NOT RESPONDED YET ON PrPr3 & Blow & Can't Blow Steps).

WORDS

SOURCE - origin point, cause point, a beginning, a creator.

NO SOURCE - caused, an effect, a created thing, not able to create.

- 3) Run PrPr 4 until EP of the "Glass Wall" or "Barrier" disappearing - the MOCO's will experience perception changes - they will recognize you as the auditor and themselves as creators or sources - things will be "brighter" for them. (Also an F/N will appear.)

Commands: 1) TELL ME A SOURCE.
 2) TELL ME ABOUT IT.
 3) TELL ME A NO SOURCE.
 4) TELL ME ABOUT IT.

→ RUN 1, 2, 3, 4, 1, 2, 3, 4, ETC TO EP. DON'T Q&A. DON'T RUN ANYTHING ELSE. JUST 1, 2, 3, 4, etc. to EP.

No LTA, no ruds, nothing else is needed. VERY IMPORTANT.

- 4) Run PrPr 5 to EP of the MOCO's suddenly appearing to be in PT - this time around rather than LTA. Their time sense will change. They will seem to come closer in time from way back around the ring. they will experience "being in PT". And an F/N will appear.

CLEAR WORDS

IS = exists, appears real, factual, is there.
ISN'T (IS NOT) = doesn't exist, unreal, is not there, not a fact.
Commands: 1) WHAT IS?
2) WHAT ISN'T?

Run 1, 2, 1, 2, 1, 2, 1, 2, etc to EP.

Don't run anything else.

- 5) Run PrPr 6 to EP of the MOCO's dropping or as-ising their "greyness" or "solidity" and suddenly (or during a few commands) - (usually with pain - anaten - somatics coming off) appearing to be clean, clear, even sparkling little thetans. Also an F/N will appear.

CLEAR WORDS

HANDLED - took care of, fixed, repaired, solved, did something about.
CONDITION - a state of being or existing, something one is trying to get out of, or improve.
EXISTING - is there right now in PT, something you are currently aware of.

Commands: 1) TELL ME AN EXISTING CONDITION.
2) TELL ME HOW YOU HAVE HANDLED IT.

Run 1, 2, 1, 2, 1, 2, with nothing else added to EP.

- 6) Remember, all the above is GROUP AUDITING ON UNRESPONSIVE BODY MOCO'S SO LET THE ONES BEING AUDITED ALL ANSWER THE COMMANDS AND THEN ACK AND GIVE THE NEXT COMMAND.
7) NOW, RUN THE "BLOW, ABC" and CAN'T BLOW "ABC" steps again to F/TA. (+ LTA on incidents) (Regular TR Time and Space). as per earlier C/S.
8) Folder to C/S.

BR
SrC/S Ron's



Javier

C/S

22 Nov 86

- 1) Is this a Creation? (N, S, I, if no read)

- 2) Is it:

MINE?	_____
ANOTHER'S?	_____
OTHER's?	_____
MINE + ANOTHER'S?	_____
MINE + OTHER'S?	_____

Assess and state to F/N, VGIs.

- 3) On this ϵ (creation) is there a:

A. POSTULATE?	_____
B. PERCEPTION?	_____
C. ATTENTION?	_____
D. INTENTION?	_____

Each Repetitive to Clean F/N.

- 4) On this creation is there a:

THOUGHT?	_____
ATTITUDE?	_____
SENSATION?	_____
EMOTION?	_____
PAIN?	_____

If no read use S, I, N. Run each E/S to F/N Clean.

- 5) Was this creation part of a:

GAME	_____
GOAL	_____
PURPOSE	_____
POLICY	_____
PLAN	_____

PROGRAM	_____
PROJECT	_____
IDEAL SCENE	_____
STAT	_____
VALUABLE FINAL PRODUCT	_____
ETHICS ACTION	_____
TECH ACTION	_____
ADMIN ACTION	_____
AESTHETIC ACTION	_____

6) WHAT IS THE STRUCTURE OF THIS CREATION?

Assess for Reads, Make a description to Clean F/N

TIME:	ALL TIME	_____	
	FOREVER	_____	
	NOW	_____	
	PAST	_____	
	PRESENT	_____	
	FUTURE	_____	
	SPACE:	IN	_____
		AROUND	_____
		ON	_____
		OUTSIDE	_____
		INSIDE	_____
		ON SURFACE OF	_____
	FORM:	POSITIVE	M E S T
		(Physical-U3)	
		NEGATIVE	M E S T
		(Only in U2 or U1) E	
EVENT:	ϕ θ ns		
	λ θ ns, Jelly Beans, Black Holes		
	MOCOs		
	SUB-MOCOs ON VIAS.		

7) WHAT WAS IT'S HISTORY?

(When was it created?)

(For what game or gum?)

(Was it brought with you to MEST U or later up to PT?)

(What was it made for?)

8) Write a full description of the Creation and Creators as you now see it.

- to Clean F/N

AUDIT THE CREATION:



This is Group Auditing:

9) 1. TR0 - THE CREATION + THE CREATORS

1A. - Hello! Tone 40 to Clean F/N

2. Why don't you want auditing (freeing) ?

3. Run PrPr 4
PrPr5
PrPr6

on the creation and Creators to EPs + F/N VGIs.

4. Run Blow & Can't Blow Steps (+LTA if needed) each to Clean F/N.

10) AS-IS-NESS STEP:

TECH Tour the c with the Creators and have them show how it was made. The VIA MOCOS who compose it will debrief and it will vanish as you do the tour. (FTA will appear).

ADMIN Find out from the Creators Why Exactly it was made and why it is no longer necessary. Have them indicate this to any MOCOs involved in the c whether they have already blown or not. (This will produce another F/TA as there is no longer any compulsion to re-create it.)

Thank everyone involved in the AS-ISNESS. Then say "That's it" - softly (not TONE 40).

If anything left hanging around after this - it is NOT the CREATION or the CREATOR it is an INFILTRATOR. Run like on Excal Plug, to Blow (Holder, etc)

BR

SrC/S Ron's




Javier

Solo

C/S

23 Nov 86

Very Well Done on Completing Pilot on Body S/W.

- ✓ PrPr 3
- ✓ Blow - Can't Blow
- ✓ LTA
- ✓ PrPr 4, 5, 6
- ✓ Blow Can't Blow
- ✓ Game of Gods +/- A
- ✓ on the Flows

51h 48m

BR
SrC/S Ron's



Javier

Body S/W Pilot

C/S

5 Dec 86

1. Spot the "ain"
2. Realize it is LTA and may have many other just like it, so include them in your TR0.
3. Run PrPr 4 to EP on it.
4. Run PrPr 5 to EP on it.
5. Run PrPr 6 to EP on it.
6. Then Blow & Can't Blow Steps to F/TA

BR

SrC/S Ron's



Javier

Assess

C/S

7 Dec 86

- 1.) LTA Body?
- 2.) LTA 20th Century Track?
- 3.) LTA Coltus?
- 4.) Inc. II?
- 5.) LTA Inc. I?
- 6.) LTA Game of Gods?
- 7.) Anything else?

Get Reads, Interest, any origination.

BR

Sr C/S Ron's

A handwritten signature in black ink, appearing to read "Sr C/S Ron's". The signature is stylized with large, flowing loops and a prominent "R" at the beginning.

Javier

Body S/W

C/S

7 Dec 86

The Attention & Reads on LTA Coltus is part of this RD. The earlier Gum will be OT 9-11 charge. So, when finished this part, if any somatics still there - we will handle by OT 9-11.

C/S for LTA Coltus!

- 1) BT or Cluster connected with LTA Coltus?
- 2) If reads, run as a plug getting all data.
- 3) When all data known, clean your space with the Blow & Can't Blow steps, using LTA on the Incidents.
- 4) If you hit a BST or unresponsive (LTA) thetan on handling the plug,
Run PrPr 4, 5, 6 on him (or them) only to EPs. Then do Blow/ Can't Blow Steps on them (him).
- 5) Folder to C/S.

BR

Sr C/S Ron's



To determine if a BST is Responsive or not:

- {
- A. Hello!
 - B. Who'd I have to be to audit you?
 - C. Why don't you want auditing?

If all go to F/N on repetition then it is responsive. Handle with PrPr 3 and then Blow & Can't Blow Steps.

If not responsive, PrPr 4, 5, & 6 on it & B & CB Steps.

On my (or this) body is there a:

- | | | | |
|-------------|---|---|------------|
| 1. Self Det | } | { | INTENTION |
| Other Det | | | ATTENTION |
| Pan Det | | | POSTULATE |
| | | | PERCEPTION |

12 repetitive processes each to Clean F/N

2. Blow & Can't Blow Steps on the Body MOCOs who were affected by the above.

BR

Sr C/S Ron's



Javier

Body S/W Pilot

C/S

8 Dec 86

This Other-Det Flow of Body S/W is complete by the F/TA and F/N on Question. The other LTA possibilities also F/Ned on the Assessment.

Anything else will be coming either from OT9-11 or the C/O Cycle RD after OT 13. (Self Determined Flow).

- So: 1) Write up how you feel on the Pilot now.
- 2) Study OT 9-11 Theory.
 - 3) Get Check Out and OK to do Assessment session.
 - 4) Do assessment session.
 - 5) Do 1st OT 9 Session
 - 6) Write-Up on how the Pilot seems at this point.

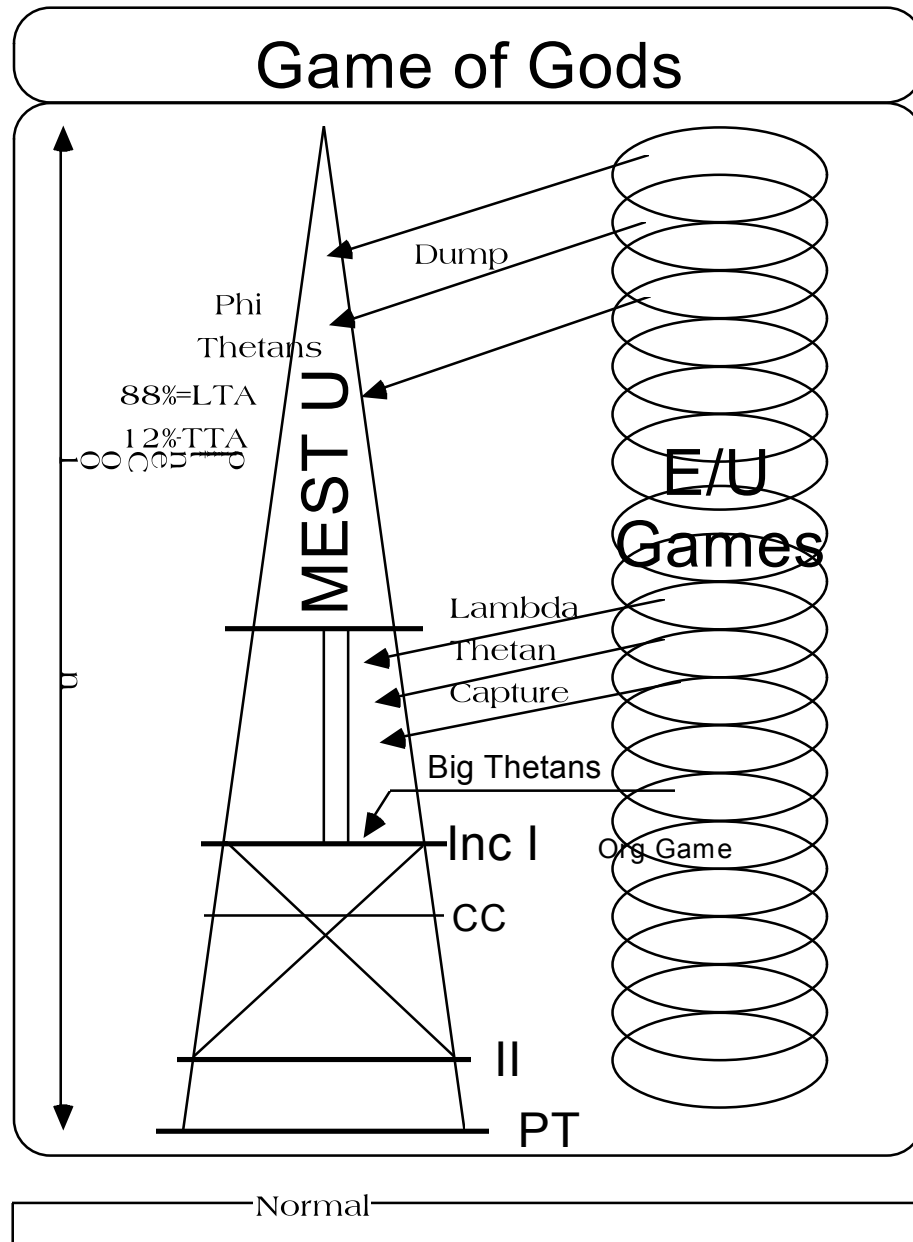
BR

Sr C/S Ron's

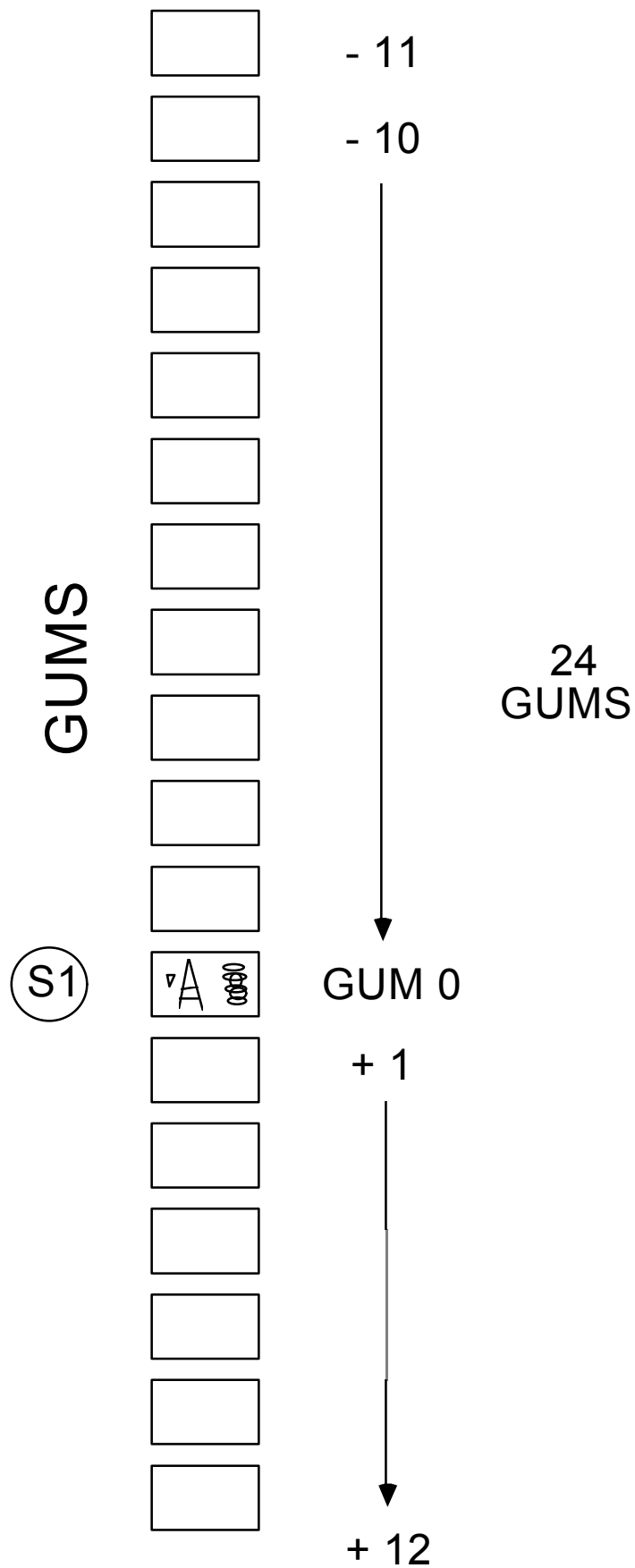


Graphic 1

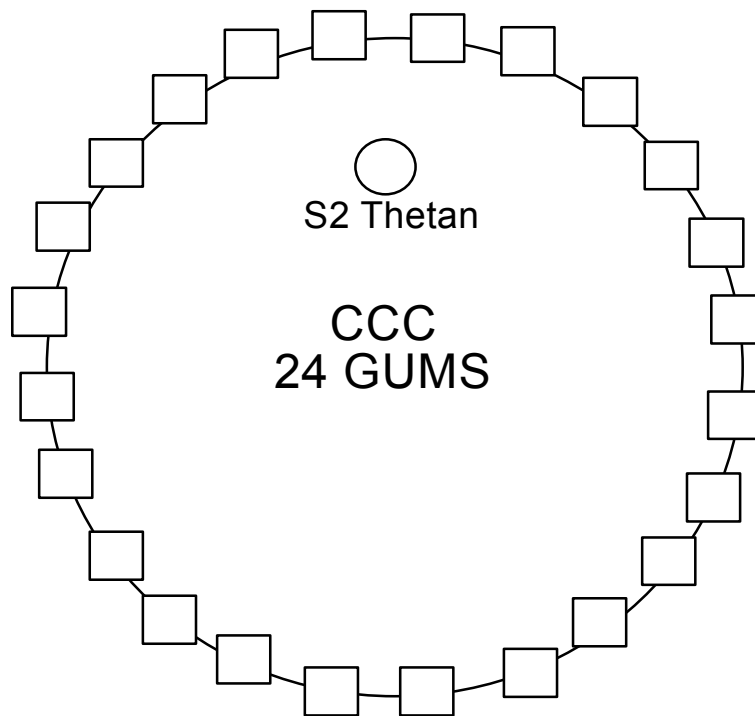
GUM 0 Emergency



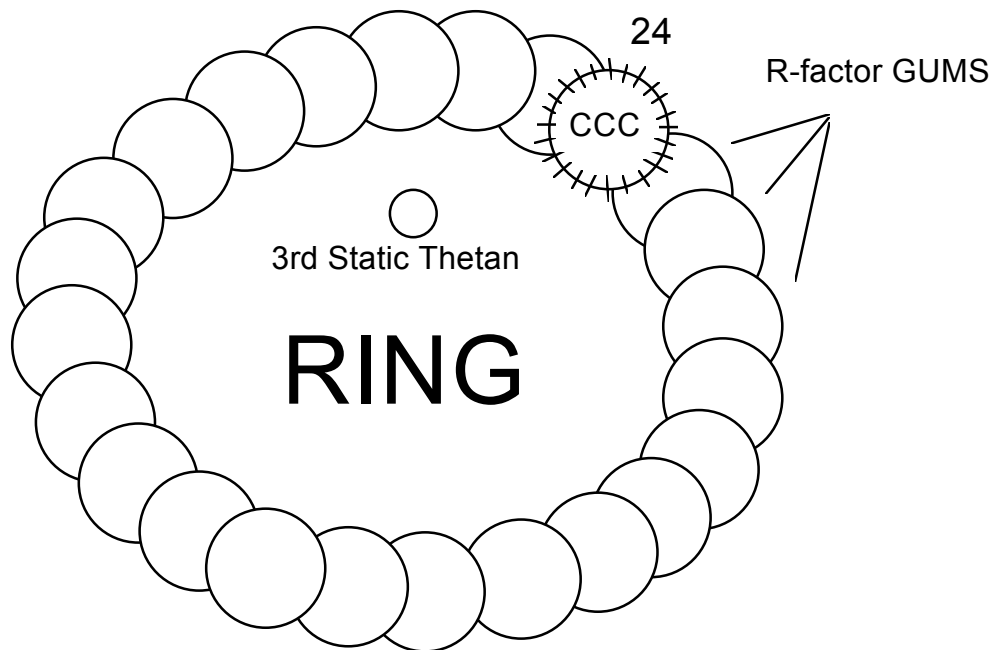
Graphic 2



Graphic 3



Graphic 4



24 CCC = 1 RING

24x24 = 576 GUMS = 1 Ring

576-12 = 564 GUMS back for MOCOs